
























Lost Pet Checklist

While searching found pet ads or calling rescue groups, etc, keep in mind that not everyone may classify your pet as the same breed you do. One person may see a lab mix, while another sees a shepherd mix. Keep an open mind and check every ad or lead that could even remotely match your pet. Stay Calm!

www.NMHPKC.org

816.333.PETS (7387)

If you have lost your pet, follow this checklist

-  Contact your local animal control and others in the area. Give them a description of your pet and a reliable way to contact you.
-  Contact your veterinarian and make sure they have current contact information for you. If someone finds your pet and calls them based on the rabies tag, they will need to contact you. Don't forget to contact past veterinarians as well just in case the pet is traced back to them.
-  If your pet is microchipped contact the microchip company and make sure they have current contact information
-  Contact the breeder or rescue group you got your pet from. If your pet is found it may be traced back to them and they need current contact information for you. Rescue groups are also a great resource to help search for your pet since they frequent local animal shelters.
-  If your pet has an IDKC tag, be sure we have current contact information. Also, consider logging into your profile and making it publically visible.
-  Drive around your neighborhood and search. If you can't get a clear view of everything, get out and walk. Talk to neighbors and let them know your pet is missing and how to contact you if they see it.
-  List your pet with:
 -  www.KCPetConnect.com
 -  www.Fidofinder.com
 -  www.lostandpound.com
 -  www.craigslist.com
 -  www.pets911.com
-  Get the word out. If you are on Facebook, myspace or any other social networking sites post a picture of your lost pet and contact information.
-  Call the lost dog registry (816-333-0020)
-  Check out <http://www.missingpetpartnership.org/>. They have specific tips on likely behavior of lost animals to help you locate your pet. This is important!
-  Contact local emergency vets. If your pet was injured it might be taken there. Leave contact information and a description of your pet. Veterinary Specialty and Emergency Center (VSEC): (913) 642-9563, Mission MedVet: (913) 722-5566, Belton Animal Clinic & Exotic Care Center: (816) 331-3120
-  Make and post flyers. Please see <http://www.missingpetpartnership.org/recovery-posters.php> for tips to make an effective poster
-  Place lost ads in local papers. If they have online versions post there as well. Many papers will run lost and found ads for no charge.
-  Check petfinder.com. There is a section to post lost and found dogs. Also search in the adoptable pet section. If a good Samaritan found your pet there is a chance it ended up at a rescue group instead of the local shelter, and the rescue group may have posted it as an adoptable pet.
-  Check local animal shelters every day IN PERSON! Only you can truly ID your pet and they may not have long to be recovered once they are in the shelter. Do not only check in your city, check in neighboring cities in case your pet wandered into their jurisdiction.
-  Don't give up too early! Keep at it! Pets have been found months after they were originally lost.

* Please note that even if you do not have a computer or use the internet frequently, that does not mean that the person who found your pet is the same way. Your pet may be listed on 5 different sites but you won't know unless you look. The opposite is true as well. The person who found your pet may not have the internet and may be listing the dog in newspapers or with the lost pet registry. Please keep this in mind and use every available resource to look for your pet.





















Found a Pet Checklist

When finding a pet keep in mind that not everyone may classify the pet as the same breed you do. One person may see a lab mix, while another sees a shepherd mix. Keep an open mind and check every ad or lead that could even remotely match your pet.

www.NMHPKC.org

816.333.PETS (7387)

If you have found a lost pet, follow this checklist

-  BE CAREFUL! All dogs and cats are capable of biting. Do not approach an animal unless you are comfortable and trained. You can always call animal control if you cannot catch the animal. If you are bit, you may be doing more harm to the animal than good.
-  Assume that the pet is owned and someone is looking for it. Even if it is thin and covered in fleas that doesn't mean it isn't owned. You have no way of knowing how long the pet has been on the street.
-  Check the pet for tags. Try to call every number on every tag looking for a lead.
-  Walk around the area where the pet was found and ask neighbors if they recognize the animal and know the owners.
-  Take it to a local vet and check for a microchip
-  Contact your local animal control (and others in the area) and give them a description of the pet and a way to contact you.
-  Contact local veterinarians and emergency veterinarians. Leave a description of the pet and your contact information in case someone calls looking for the pet.
-  List the pet on KCPetConnect.com
-  List the pet on FidoFinder.com
-  List the pet on LostandPound.com
-  List the pet on www.pets911.com
-  List the pet under "lost and found" on Craigslist.com
-  List the pet under "lost and found" on Petfinder.com
-  Contact the lost dog registry at (816-333-0020)
-  Make and post flyers. Please see <http://www.missingpetpartnership.org/recovery-posters.php> for tips to make an effective poster
-  Place found ads in local newspapers. If they have online versions, post on those as well. Many papers offer this as a free service. Check the newspaper list on the IDKC site for listings.
-  If you use any social networking sites such as Twitter, Myspace, or Facebook, post a picture and description of the found pet with your contact information and ask people to pass it on.
-  If you have taken the pet into your home and are attempting to find the owner, but know you cannot keep it, contact local no-kill shelters and get on their waiting lists. Shelters are always full, but if you plan ahead and start contacting some groups, you will have a better chance of finding the lost pet a spot if the owner does not come forward.

* Please note that even if you do not have a computer or use the internet frequently, that does not mean that the person who lost the dog is the same way. The pet you found may be listed on 5 different internet sites, but if you don't check, you may never find the owner. The opposite is true as well. Even if you are well versed in internet use, the person who lost the pet may not have the internet and may be listing the dog in newspapers or with the lost pet registry. Please keep this in mind and